



FOR ESCAPEE WRITERS...PUBLISHED OR NOT

OFFICIAL PENWHEELS LOGO

JUNE 2014

~~~~~  
 IT IS THE MONTH OF **JUNE**, THE MONTH OF LEAVES AND ROSES, WHEN PLEASANT SIGHTS SALUTE THE EYES, AND PLEASANT SCENTS THE NOSES. NATHANIEL PARKER WILLIS  
 ~~~~~

**PENWHEELS NEWSLETTER** will mark a new beginning for our BoF. We will become a totally 'online newsletter'. We've received positive responses on this move to the computer age\* -

\*Details to follow - we promise to make it easy to access!

We will be contacting members who have unused newsletter subscription fees about a refund or donating those funds to CARE since we won't have any expenses. Do we have your correct email address? Joanne Alexakis SKP#19367

joalexakis@earthlink.net



**EDITORS NOTE: Doris Hutchins SKP#29167**

This is my sixth edition as Editor for the Penwheels Newsletter. My goal at that time was to allow members to become familiar with the history of Penwheels and to introduce photos of the staff, so members could put a face to a name. I have achieved my goal and now it is time to pass Penwheels Newsletter on to someone else. I have a Penwheels Newsletter member, in mind to take over this position. She has been writing a column for our newsletter, has been published and has lots to share with other members. Please welcome Margo, as your new Editor.

**Margo Armstrong SKP#47139**

This is my 18th year traveling full-time in a motorhome and my fourth year as a "solo." My enthusiasm for the RV lifestyle really shows when you read one of my eBooks or visit my blog. This is a lifestyle that brings out the best in people.



I have owned and operated two businesses, authored and published 18 books (8 about the RV lifestyle), created a weekly blog, written articles for other RV lifestyle resources, and managed to sneak in a couple of years of homeschooling. Whatever your passion, do it on the road...that is my motto.

There are so many more young people and single women enjoying the lifestyle today than ever before. They discovered that there are no downsides to life on the road. I see RVs pulling 25-foot trailers with all the tools of their trade, toy haulers carrying their favorite playthings, rodeo competitors living in high style with their horses, and the list goes on.


Life on the road is catching on in a big way. Record-breaking sales of new and used RVs are making the news. Even if you only travel during the summer, or spend the winter in a warm place, the RV lifestyle opens a completely new world to you. Now you can spend those months visiting new and exciting places rather than be stuck in one place all season. Anytime it gets boring, move on.

My writing goal is to make the RV lifestyle seem friendly, interesting, adventurous, and safe, all at the same time. The point being...whatever **your** writing goal, be enthusiastic about it. Put energy behind the plot, move ahead with gathering the photos, separate out the elements to be included. Write every day, or spend that day organizing your material. Stay involved with your masterpiece; do not let it gather dust.

In our newsletter, my column *Moving On* provides helpful tips on how to proceed once you have gathered all the parts in one place. Updates appear often about the technology available to help make your job easier. Self-publishing is the current path to success, so information on that skill set is included.

Let me hear from you, send questions or comments through the Penwheels Yahoo group, the RVillage.com *Escapees BOF Penwheels* forum or email ([Margo@TheMaxwellGroup.net](mailto:Margo@TheMaxwellGroup.net)).

## TIPS FROM JAIMIE



(Jaimie Hall Bruzenak SKP#19361)

A collection of tips...welcoming tips from other Penwheelers

### 2014 Tucson Festival of Books

Books, books, books! A chance to meet authors. What's not to like if you are an avid reader? After missing last year's festival, I attended this year's. I heard some great speakers—and—I will think long and hard about going **back**.

#### Excellent Speakers

**First the good:** I attended two whole presentations and two partial ones that were very good. "Genre Wars" with best-selling authors CJ Box, JA Jance and John Lescroart had the audience in stitches with funny stories and pointed remarks. JA Jance, in particular, is a master—sometimes telling a story that doesn't fit, but the audience erupts in laughter or applause anyway. The consensus among the three authors was that genre may be more for academics, library shelves and bookstores. They agreed that everyone is looking for a good story. And, how do you classify them? Does a murder mean it is a mystery? No, look at *To Kill a Mockingbird* and the writings of Shakespeare. Tony Hillerman once described literary fiction as: "not much happens with people you probably don't like very much." These authors were highly successful because they tell compelling stories.



Scott Turow, a lawyer who still works part-time and has written best-selling fiction, talked about his writing. His interest is more white collar crime than murder. He admitted to having "writer's sickness," that is, he can't turn off his writing brain even during family time; his head is still whirling around with story ideas and plots. Turow is also a member of the Rock Bottom Remainers [<http://www.rockbottomremainders.com/>], a rock band made up of authors.

I stayed for part of Craig Johnson (Walt Longmire series) and Cara Black in the "French Connection." Cara's mysteries are set in Paris, and Craig has won awards in France, where his western books are very popular. He had some funny stories about going to Paris.

**Now the downside:** The festival has gotten so huge. Two years ago several of us were unhappy because we had to go stand in line to get into a popular speaker during the time period before, perhaps missing another program we would have liked to attend. This year they issued tokens, or slips of paper, to admit you but you still had to stand in line. To get a decent seat for Scott Turow, I got in line around 2 and was 50 or 60 back, for a 4 o'clock presentation. I got in the 4th row in the center. I missed another presentation I wanted to attend because I had to visit the restroom after hiking across the mall. By then, the seats were filled. I did not have time to look at the

booths and barely time to get lunch.

### Reduce the stress

If you pick one speaker that is well known and then spend the rest of the day picking workshops or speakers that have interesting topics rather than try to see the bigger names, you would be less stressed. And, take time to wander among the booths. I also did not bring a hat not wanting to block the view of person behind me in a talk but it was essential outside. Very bright!

Besides the authors, there are many activities for adults and children, good speakers on current events, cooking demonstrations and much more. If I go back, I'll go with a different focus; not so much to see a popular author I read but for the other things the festival has to offer.

If you think you might like to attend next year, sign up for the newsletter at <https://tucsonfestivalofbooks.org/> In the past, we have gotten lists of authors and then read some books ahead of time, making the panels more enjoyable. Plus, you might like to volunteer. Janice Lasko, former editor of *Escapees magazine*, volunteered to escort authors to their venue. They use volunteers in many other capacities as well. It doesn't help you get in to see a speaker you want (unless that's who you escort), but you do get a t-shirt.

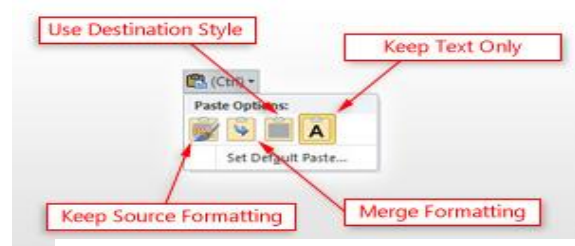
### FORMATTING

Why does formatting sometimes get messed up when you cut and paste text? And what is that thing that appears at the end of the last sentence every time you paste—like a fly returning to honey.

That thing—the **Paste Options button**—is your friend, a worker bee and not a fly whose only job is to follow your formatting instructions. Learning how it works keeps you from wasting time manually formatting pasted text.

### Using the Paste Options button

Click the down-arrow on the **Paste Options button** and you'll see a menu with icons that lets you format copied text in different ways. The options you'll see depend on where you're cutting and pasting from and to, e.g., from within or between documents. Roll your mouse over the icons and you can see how your pasted text will look before you click.



These are the four most common options:

1. **Keep Source Formatting:** Keeps the formatting of the text you copied
2. **Use Destination Styles:** Matches the formatting where you pasted your text
3. **Keep Text Only:** Discards both the text formatting AND the non-text elements you copied, such as pictures or table, and then matches the formatting where you pasted the text

4. **Merge Formatting:** Keeps the formatting of the text you copied without changing the formatting of the destination document, e.g., if you cut and paste a sentence from another document that had a different font type or size

Word gives you [other options for copying and pasting things](#) such as bulleted or numbered lists, or hyperlinks. Plus, it lets you define how you want cutting and pasting to work most of the time (click **Set Default Paste** under the icons)—including getting rid of the Paste Options button if it still seems like a pesky fly. More on editing.

### Do You Edit Your Own Articles?

*"[Copy] editors know that the catch with machines checking spelling is that if it's a legitimate word, the machine smiles, oblivious to whether it's the right word in context. 'Lemon aide'? Well sure. 'Lemon' and 'aide' are both real words. But can one enjoy a cool glass of 'lemon aide' in the garden?" -- Gypsy da Silva*

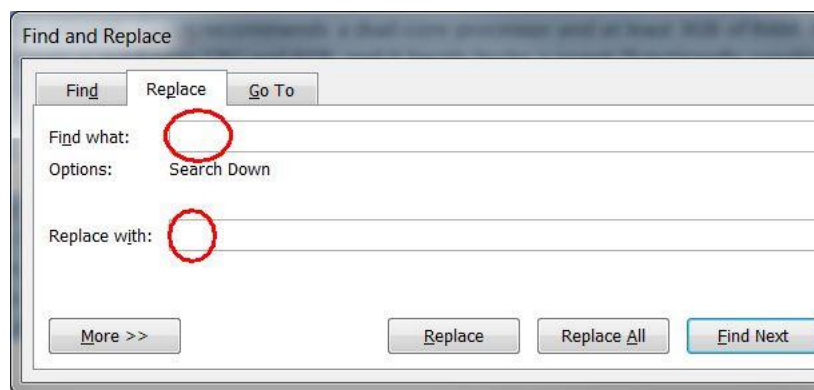
So starts this helpful article on things to check when proofing your own article. They include three items for proofing plus text consistency, style and structure. Read the article:

<http://blog.ezinearticles.com/2014/04/ezinearticles-asks-do-you-edit-your-own-articles-2.html>

\*\*\*\*\*

## SPACING By Joe Lacey SKP#9461

Fortunately, there's an easy way to **turn double spaces into a single space**. This trick works in Word and most other word processors, as well as other programs that have a Find/Replace function. Here's how (**using Word 2010** as an example):



1. Select all the text in the document (usually by pressing **Ctrl-A**)
2. Launch the Replace function (which in Word 2010 is **Ctrl-H**).
3. Click to place your cursor in the Find what field, then press the Space bar twice. In other words, enter two spaces.
4. Click to place your cursor in the Replace with field, and then press the Space bar once. In other word, one space.
5. Click Replace All.

That's all there is to it! Word will find any instances of two spaces and replace them with one space. If something goes awry for some reason, you can always press Undo (Ctrl-Z).

Contributing Editor [Rick Broida](#) writes about business and consumer technology. Ask for help with your PC hassles at [hasslefree@pcworld.com](mailto:hasslefree@pcworld.com), or try the treasure trove of helpful folks in the [PC World Community Forums](#)

## WELCOME-NEW MEMBER- Marguerita McManus SKP#116530



Greetings RVing Writers! I'm Marguerita McManus and I write non-fiction, how-to, books on quilting but I want to transition to novels. My first book was traditionally published in 2007 but now I self-publish and I love it. I lecture about self-publishing and marketing and I make videos to accompany by books. My YouTube videos have over 1.5 million views.

I moved to Alaska in May of 1978 and my heart is still there. My body, however, prefers the sunshine of the desert in the winter so now I'm a snowbird, who's been RVing for the past year. I love email!

[marguerita.mcmanus@gmail.com](mailto:marguerita.mcmanus@gmail.com)

## BRAGGING RIGHTS

May/June 2014 *Escapees Magazine*

Betty Mulcahy has an article, "The Perfect House", comparing her 'home on wheels' and 'sticks & bricks' housing on page 72



## Maya Angelou-April 1928-May 2014

### THE PASSING OF A GREAT LADY, AUTHOR AND POET.

I've learned that people will forget what you said, people will forget what you did, but people will never forget how you made them feel.

"There is no greater agony than bearing an untold story inside you."

\*\*\*\*\*

"In these divine pleasures permitted to me of walks in the June night under moon and stars, I can put my life as a fact before me and stand aloof from its honor and shame."

- Ralph Waldo Emerson

\*\*\*\*\*

**JUNE CHALLENGE:** WHAT IS SO SPECIAL ABOUT JUNE? WRITERS GRADUATION

My Graduation-Doris Hutchins SKP#29167

I feel that I have graduated from being a stark beginning writer and over the years I have graduated into becoming a prolific memoir writer.



June is rattlesnake awareness time... this reptile is seen frequently..

By Joe lacey SKP# 9461

## Rattlesnake Avoidance Training



Rattlesnake in cage

It lay, coiled and silent behind a double-wall wired cage. The cage was a handmade two-foot cube constructed by Ann Austin, the person who would conduct Rattlesnake Avoidance Training 101 this Saturday morning.

“Joe...Go up to the cage and smack the top with your hand,” she ordered.

About 25 people and almost double that number of dogs were loosely gathered in front of the barn and cabin in rural Scottsdale, Arizona. I was the first person to attack the rattlesnake in its cage. The large rattlesnake in the cage immediately responded with buzzing of his rattles.

Ann Austin has been involved in animal training since she was 10 years old. That was 65 years ago and since 1968 she has been conducting Rattlesnake Avoidance Training. She also conducts all types of dog training. Tony, my dog training instructor and her former student, recommended I take Bernie and Chris to her Rattlesnake Avoidance Training.

Rattlesnake Avoidance Training is conducted in two separate sessions and costs \$100 per dog for both sessions. The first session has the snake in plain view. People and dogs see and hear it. The second session has the snake hidden from view. The dogs can't see nor hear it. The dog relies on its most effective weapon....it's sense of smell.

Ann expected about two dozen folks today, and because I was first to arrive, we (myself, Bernie and Chris) would be the first to be trained. I would take each dog through the training. I took Bernie through first. Ann explained because Bernie was part Golden Retriever, he may not physically react as visually as most dogs. Retrievers are more laid back and tolerant when 'bothered.' It is one reason they are such good animals around small children. Ann stressed, “It is very important to carefully watch your dog. You need to be able to detect any behavior from its normal behavior.”

Ann continued her brief talk on snakes. I learned LIVE snakes emit an odor that dogs smell. There are about 16 species of rattlesnakes in Arizona and the law protects four of them. The most common is the Diamond Back, sometimes referred as a Coontail because of the black and white rattles on its tail. Although there are many rattlesnake species, from Ann's experience, they emit the same odor and a rattlesnake-trained dog reacts by avoiding them. She also said when a snake dies, it's chemical composition changes and the snake no longer emits the odor. Thus a dog will not be repelled by a dead snake. It may investigate it, pick it up and shake it. Dead or alive, I don't want my dogs playing with snakes.

Ann stated, “After a dog has been bitten, and recovered, they will go right back to a cage full of rattlesnakes, with no apparent indication that there is a problem.”

She continued, “The bite that occurs is probably no worse than that of a vaccination. But the excruciating pain that follows, the dog does not associate with a snake, because the snake is then long gone. That’s why this method of training works so well, because while the dog is focused and consumed with the snake he is (electronically) ‘bitten’ via the e-collar and immediately knows good and well where the problem lies.”

Ann concluded, “He is convinced he doesn’t want to be part of that problem anymore. The strongest sense your dog possesses is his nose. We have tested dogs up to nine years later, and they were still as convinced, after nine years as they were that very first day. It seems to be one of those ‘life lessons’ they benefit from.”

Now it was my turn to be trained. “Watch your dog”, Ann commanded, “You need to understand your dogs’ normal behavior when he is not under stress. His tail will be up, he is calm, investigating, enjoying himself. It is extremely important to know your dog’s ‘normal’ behavior.” I attached a long line to Bernie’s collar and casually walked him to the cage. I watched Bernie to see if he reacted. He was slightly curious, but nothing unusual. I smacked the top of the cage and a few seconds later, Ann yelled, “I just bit your dog”....

Like she had to tell me! Bernie had suddenly jumped and shot forward, almost pulling me off my feet. The 20- foot-long lead was tight against my fist and taut at his collar. I shouted at him and he slowed down a bit. As soon as I could reach him, I calmed him by stroking and praising him.

Ann called, “Now, walk back by the cage and watch your dog.” I did and before Bernie got within 10 feet, he veered away. I tried several times to get him to approach the cage. There was no way he going to approach the cage. He was alert, cautious and definitely aware that something was ‘there’ and he didn’t want to go near it. Chris reacted the same way.... Even more frightened, his tail tucked, he slinked around and his ears were flat against his head.

Ann trusts the e-collar as the most effective method to accomplish life-saving rattlesnake training. She attaches the e-collar to the dog. It emits a very small electric current when Ann activates the remote device. This is called a “bite”. It doesn’t harm the dog....but it definitely gets his attention. That negative feeling is associated with snake smell.



We will attend Rattlesnake Avoidance Training 201 in a few weeks. The first class (Training 101) introduced my dogs to a live rattlesnake in full view in a cage. The followup class has the snake hidden where the dogs can’t see or hear it. Relying totally on sense of smell, the dogs will avoid the the snake even when they can’t see or hear it. I look forward to seeing that performance. A video, produced by a different trainer, shows the process used to introduce the dog to the rattlesnake smell and how the dog reacts to the nearby presence of a snake after being ‘trained’. [http://www.youtube.com/watch?v=g\\_ubbktD3o](http://www.youtube.com/watch?v=g_ubbktD3o)



2014 *ESCAPEES* PENWHEELS BOF ROSTER-

-----  
 Alexakis, Joanne - SKP#19367  
 Armstrong, Margo SKP#47139  
 Ashby, Del - SKP#67666  
 Baeta, Sylvia - SKP#36956  
 Baker, Verna - SKP#12812  
 Beckes, Dave - SKP#81875  
 Behrens, Ellen - SKP#103358  
 Benjamin, Lynne - SKP#86190  
 Black, Kay - SKP#61973  
 Boston, Nicky - SKP#47992  
 Bowers, Barbara - SKP#77439  
 Browne, James - SKP#20964  
 Bruzenak, George - SKP#19361  
 Bruzenak, Jaimie - SKP#19361  
 Chrestman, Lea - SKP#108812  
 Creel, Ramona - SKP#115862  
 Escapees BoF Coordinator –  
 Kelly Burns - SKP#95893

Foraker- Thompson, Jane - SKP#112143  
 Fuller, Bernie - SKP#32  
 Gates-Smeall, Donna - SKP#100803  
 Hager, Terry - SKP#48315  
 Hutchins, Doris - SKP#29167  
 Keefe, Cheryl - SKP#68640  
 Lacey, Joseph - SKP#9461  
 McManus, Marguerita - SKP#116530  
 Miller, Darlene - SKP#50781  
 Mulcahy, Betty - SKP#76334  
 Oxford, Verna - SKP#1921  
 Penny, Sam & Alice - SKP#41036  
 Peterson, Kay - SKP#1  
 Prange, Betty - SKP#22195  
 Ramos, Beth - SKP#86268  
 Siff, Bruce - SKP#20703  
 Taylor, Helen - SKP#295  
 Winniford, Jeannie - SKP#81050

---

BOOK REVIEW By D.G. Smeall

"13 Days in Africa": A Safari Adventure By Escapees RV Club Co-founder, Kaye Peterson

Back in December of 2013, Kaye Peterson released a new type of book for her readers: a novel. The novel highlights a thirteen-day trip on a safari adventure that, in most accounts, would be fun, adventurous, and satisfying to a tourist.

However, these tourists also embark on a survival venture after being kidnapped by African savages/mercenaries while on safari. Their tour guide and Sarah, the sole female American on the safari—both engage in facing their fears of the past, present and the unknown future.

The lives of all those on the safari are forever changed; Peterson pours out one honey of a story, spreading the joys of her personal African journey throughout the pages with eloquently described scenes of the African savanna, its peoples, cultures, and the wildlife that make up the backstory for this engaging read. Life lessons are stitched within the fabric of the novel as well.

Other members of the party include a teenager named Boy, his racist father, a British/English gentleman and his wife whom he lovingly pours all his love, wealth and compassion upon: either all of whom have their own secrets and problems which are revealed within the pages of this honestly gut-wrenching story where the ending will surprise a reader!

This adventure is a must-read for any reader who loves a great romantic story written by a natural storyteller. Peterson is also the author of *Beating the Odds: The Story Behind the Escapees RV Club*.

\*\*\*\*\*

**TABLE OF CONTENTS--- EDITORS NOTE- 2, MARGO ARMSTRONG- 2, TIPS FROM JAIMIE- 3-5  
 SPACING JOE LACEY-5, BRAGGING RIGHTS-6, NEW MEMBER -6, CHALLENGE-6. RATTLESNAKE  
 AVOIDANCE-7&8, PENWHEELS ROSTER-9, BOOK REVIEW- *DAYS IN AFRICA BY DONNA SMEALL*-9**

**EDITOR/HISTORIAN**

Doris Hutchins #29167  
[valentinedh@gci.net](mailto:valentinedh@gci.net)

**MEMBERSHIP**

Joanne Alexakis #19367  
 140 Rainbow Dr. #4093  
 Livingston, TX, -77399-1040  
[joalexakis@earthlink.net](mailto:joalexakis@earthlink.net)

**STAFF ASSISTANT**

Joe Lacey #9461  
[josephlacey12@reagan.com](mailto:josephlacey12@reagan.com)

**MODERATOR**

Donna Gates-Smeall #100803  
[dgsmeall@me.com](mailto:dgsmeall@me.com)

**CONSULTANT**

Jaimie Hall Bruzenak SKP#19361  
[calamityjaimie@gmail.com](mailto:calamityjaimie@gmail.com)

---

***Birds of a Feather  
(BOF)***

*A group of RVers interested in writing of all kinds. Some are published and some are not. The purpose of Penwheels is to establish a support network of RV writers for sharing information, discussion, critiques, and socializing in person, snail and email. Penwheels is published 4 times a year.. In order to belong to any SKP BOF group you must be a member in good standing. of the Escapees RV Club. (1-888-757-2582)*

---

FIRST CLASS POSTAGE

PENWHEELS

Joanne Alexakis  
 140 Rainbow Dr. #4093,  
 Livingston, TX 77399-1040